

Summary Results Report
2024 General Election
November 5, 2024

Official
Please refer to the Statewide Election Management
Systems to determine if a runoff election is
necessary.
Madison County

Statistics

TOTAL

Election Day Precincts Reporting	44 of 44
Registered Voters - Total	77,502
Ballots Cast - Total	56,327
Ballots Cast - Blank	2
Voter Turnout - Total	72.68%

Summary Results Report
 2024 General Election
 November 5, 2024

Official
 Please refer to the Statewide Election Management
 Systems to determine if a runoff election is
 necessary.
 Madison County

President United States

Vote For 1

	TOTAL	VOTE %	
D Kamala D. Harris / Tim Walz	22,698	40.58%	
L Chase Oliver / Mike ter Maat	169	0.30%	
G Jill Stein / Rudolph Ware	109	0.19%	
C Randall Terry / Stephen E. Broden	33	0.06%	
R Donald J. Trump / JD Vance	32,332	57.81%	
I Shiva Ayyadurai / Crystal Ellis	27	0.05%	
I Claudia De la Cruz / Karina Garcia	30	0.05%	
I Robert F. Kennedy Jr. / Nicole Shanahan	253	0.45%	
I Peter Sonsk / Lauren Onak	56	0.10%	
Write-In Totals	225	0.40%	
Overvotes	113		
Undervotes	282		
Contest Totals	56,327		
Precincts Reporting	44 of 44		

Senate United States

Vote For 1

	TOTAL	VOTE %	
D Ty Pinkins	21,177	38.08%	
R Roger F. Wicker	34,180	61.46%	
Write-In Totals	254	0.46%	
Overvotes	12		
Undervotes	704		
Contest Totals	56,327		
Precincts Reporting	44 of 44		

2nd Congressional District US House Of Representatives 2

Vote For 1

	TOTAL	VOTE %	
R Ron Eller	2,691	25.08%	
D Bennie G. Thompson	8,035	74.88%	
Write-In Totals	4	0.04%	
Overvotes	1		
Undervotes	79		
Contest Totals	10,810		
Precincts Reporting	20 of 20		

3rd Congressional District US House of Representatives 3

Vote For 1

	TOTAL	VOTE %
R Michael Guest	38,137	95.06%
Write-In Totals	1,984	4.94%
Overvotes	8	
Undervotes	5,389	
Contest Totals	45,518	
Precincts Reporting	25 of 25	

Supreme Court District 1(Central) Position 3 Supreme Court Justice District 1(Central)

Vote For 1

	TOTAL	VOTE %
NP Jenifer B. Branning	24,752	46.82%
NP Byron Carter	3,062	5.79%
NP Ceola James	3,606	6.82%
NP Jim Kitchens	18,715	35.40%
NP Abby Gale Robinson	2,379	4.50%
Write-In Totals	356	0.67%
Overvotes	37	
Undervotes	3,420	
Contest Totals	56,327	
Precincts Reporting	44 of 44	

Court Of Appeals District 2 Position 2 Court of Appeals Judge District 2 Position 2

Vote For 1

	TOTAL	VOTE %
NP Latrice Westbrooks	19,987	97.69%
Write-In Totals	472	2.31%
Overvotes	8	
Undervotes	4,591	
Contest Totals	25,058	
Precincts Reporting	27 of 27	




Court Of Appeals District 3 Position 1 Court of Appeals Judge District 3 Position 1

Vote For 1

	TOTAL	VOTE %
NP Jack Wilson	25,432	97.37%
Write-In Totals	686	2.63%
Overvotes	1	
Undervotes	5,163	
Contest Totals	31,282	
Precincts Reporting	21 of 21	




Election Commission 1 Election Commissioner-1

Vote For 1

	TOTAL	VOTE %	
R Helen L. Carney	9,294	72.83%	
D Pamela Stribling Cotten	3,443	26.98%	
Write-In Totals	25	0.20%	
Overvotes	7		
Undervotes	344		
Contest Totals	13,113		
Precincts Reporting	10 of 10		




Election Commission 3 Election Commissioner-3

Vote For 1

	TOTAL	VOTE %	
R Joanne Pearson	5,772	59.40%	
D Walter Young Jr.	3,917	40.31%	
Write-In Totals	28	0.29%	
Overvotes	3		
Undervotes	275		
Contest Totals	9,995		
Precincts Reporting	8 of 8		



Election Commission 5 Election Commissioner-5

Vote For 1

	TOTAL	VOTE %	
R Debbie Bryant-Bergansky	3,655	35.32%	
D Leroy Lacy	6,657	64.33%	
Write-In Totals	37	0.36%	
Overvotes	5		
Undervotes	283		
Contest Totals	10,637		
Precincts Reporting	16 of 16		




School Board District 3 School Board District 3

Vote For 1

	TOTAL	VOTE %	
NP Samuel C. 'Sam' Kelly	8,705	98.55%	
Write-In Totals	128	1.45%	
Overvotes	1		
Undervotes	1,256		
Contest Totals	10,090		
Precincts Reporting	11 of 11		



School Board District 4 School Board District 4

Vote For 1

	TOTAL	VOTE %	
NP Marvin Milner	2,410	48.11%	
NP Jonathan J. Tillman Sr.	2,504	49.99%	
Write-In Totals	95	1.90%	
Overvotes	1		
Undervotes	832		
Contest Totals	5,842		
Precincts Reporting	6 of 6		

Ballot Measure - Special Restaurant and Hotel/Motel Tax for Freedom Ridgeland

Vote For 1

	TOTAL	VOTE %	
For the tax	5,234	56.10%	
Against the tax	4,095	43.90%	
Overvotes	4		
Undervotes	668		
Contest Totals	10,001		
Precincts Reporting	7 of 7		